


## SSBW3

## Installation Guide



## Important

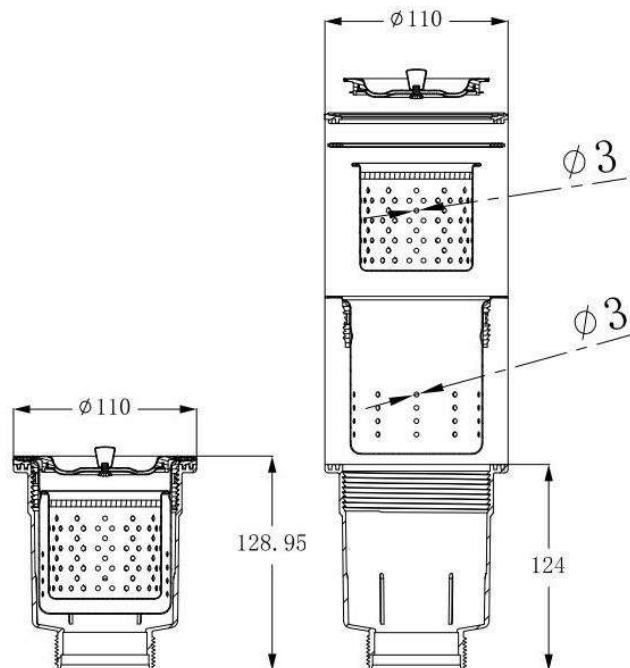
All installations and services must be carried out by a licenced plumber in accordance with the plumbing code of Australia AS/NZS 3500.2  
And installed to the appropriate standards in conjunction with local state or territory requirements

SSBW3 sink waste arrestor is a designated device to reduce sink waste from entering waterways and septic systems in commercial and domestic kitchen sinks

The user must ensure the lift out basket is installed for any use of the product

Maximum water temperature for use : 100 deg. Celsius

Do not use acidic or caustic cleaning chemicals on any part of the product

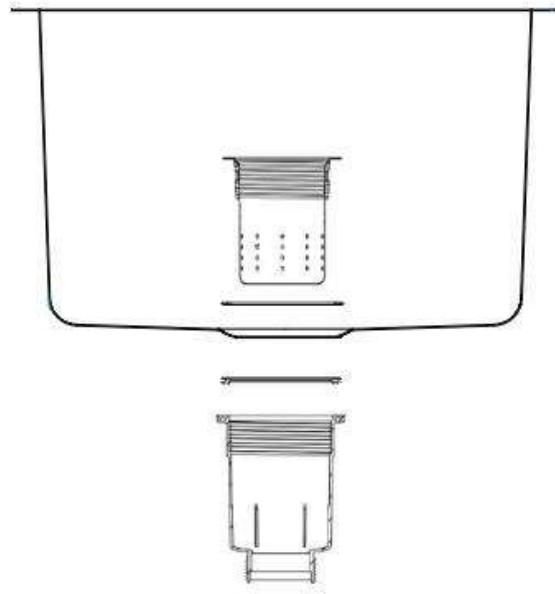


Any discrepancies or damages in supply must be reported to MAS within seven (7) days of invoice by phone or email

No claims will be considered unless reported within specified time

Phone : 07 3890 8011 Email : [sales@masales.com.au](mailto:sales@masales.com.au)

# Installation



- Ensure the you have all necessary equipment, parts and tools before installation then thoroughly clean both top and bottom surfaces of the sink recess
- Remove the plug and lift out basket and set aside, unscrew the outer shell from the stainless steel internal
- Apply a bead of silicone to the recess of the outlet
- From inside the sink place the thin washer into the recess and install the stainless steel internal through the outlet hole
- From the underside make sure the ribbed washer is sitting in the provisional grooves on the body of outer shell, then fit into position turning clockwise until tight and a good seal is formed - ***Do not over tighten***
- A two person installation is recommended as often space is limited. One person holds the stainless internal in place, while the other tightens the outer shell
- Once installed connect the 2" trap, flush with water and check for leaks
- Return the lift out basket and plug

## Caring for your Stainless Steel product

Your MAS product is made from quality type 304 stainless steel. With proper care and maintenance your urinal will give you many years of service.

Following these simple tips and cleaning routines will ensure the long life of your MAS stainless steel urinal.

### Weekly Care

Preventative maintenance is important to maintain the finish of your stainless steel. To thoroughly clean your stainless, use a non-abrasive stainless steel cleaner (available from your local supermarket or hardware) and follow the directions on the product being sure to cover the entire surface completely, rinse thoroughly and dry with a soft cloth.

### Stains and Rust

By its very nature stainless steel is resistant to rust. A build up of iron particles from external sources, heavy use or water supply commonly causes rust on the surface of the stainless steel. The quality of your water supply can also often cause stains to appear on your stainless. Both rust spots and staining can be removed with a thorough clean (see Weekly cleaning).

### Scratches

Scratches are inevitable with all stainless steel products. With regular use the scratches will blend together and form a uniform finish. The appearance of these scratches can be reduced by the use of a fine 3M Scotch Brite pad; wipe along the grain of the entire area and rinse thoroughly (rubbing across the grain will dull the finish and introduce more scratches).

### What to avoid

**Avoid** Chlorides are very aggressive to stainless steel. These are commonly found in detergents, soaps, bleaches and drain cleaners. Thoroughly rinse your sink after using one of these products to avoid surface pitting.

**Avoid** steel wool to clean your stainless steel. It will leave behind steel fragments that will cause rust spots.



## **Warranty Conditions**

For full warranty please visit [masales.com.au](http://masales.com.au)

**MAS**<sup>®</sup> is a registered trademark of Mark Anderson Sales Pty Ltd

The information contained on this sheet is to be read in conjunction with any other warranty, installation or care information provided to you by Mark Anderson Sales located at Building 4 84 Ingleston Road Wakerley QLD 4154.

Our goods are supplied with guarantees that cannot be excluded under Australian Consumer Law.

### **Conditions**

All stainless-steel products manufactured by MAS for commercial applications are covered by a 12-month manufacturer's warranty from date of installation or 24-months from date of invoice whichever occurs first. If a product is on-sold by another party other than MAS the seller has no authority to offer additional warranties on behalf of MAS or any other MAS products.

All supplied products must be installed by a qualified and licensed contractor in accordance with the plumbing code of Australia and installed to the appropriate standards in conjunction with local state or territory requirements.

Components such as valves, pressure limiting valves, temperature mixing valves and flexible hoses supplied with an MAS assembled product are covered by the suppliers (manufacturer) warranty. Any extension of warranty terms offered by third parties will be the responsibility of those companies

Claims made under warranty conditions must be made within a reasonable period of the discovery of a defect.

Visual imperfections or defects that are ignored at the time of install will be excluded from all warranty conditions and all warranty responsibilities will be forfeited.

MAS will repair or replace at our discretion any product part which is proven to be defective through faulty materials or workmanship within the warranty period. Repair or replacement of a product under the terms of this warranty does not give rise to an extension of original warranty period.

Where a product is installed outside the boundaries of a metropolitan area, the cost of any transport or travelling shall be the responsibility of the claimant.

Liability outside of statutory requirements is limited to the purchase price paid for the product or to the repair or replacement of the product. Any other loss directly or indirectly due to malfunction of the product is excluded from the warranty.

### **Standard Exclusions**

- Normal wear and tear
- Accidental or malicious damage
- Third party product causing failure
- Incorrect or not fit for purpose installation
- Any unauthorized alteration, modification or substitution
- Failure due to excessive or insufficient water supply
- Failure from foreign matter from installation or water supply
- Any and all consequential loss or damage, directly or indirectly caused by malfunction
- Acts of God

